

ELECTRICAL CHARACTERISTICS	
Nominal Voltage	51.12V
Nominal Capacity	105Ah
Energy	5376Wh
Resistance	≤20mΩ
Self Discharge	<3% / Month
Cell configuration	Prismatic Cell LF105
CHARGE PERFORMANCE	
Maximum Charge Current	100A
Charge Voltage	57.6V-58.4V
DISCHARGE PERFORMANCE	
Continuous Current	180A
Max. Pulse Current	500A (3S)
Disc. Cut-Off Voltage	43.2V
TEMPERATURE PERFORMANCE	
Charge Temperature	0°C to 45°C (32F to 113F)
Discharge Temperature	-20°C to 60°C (-4F to 140F)
MECHANICAL PERFORMANCE	
Dimension (L x W x H)	331 x 344 x 258 mm
Weight	44.8kg
Case Material	Metal Case
Cycle Life	>3000 cycles @ 1C 80% DOD
Series Connect	Can not connect in series
Parallel Connect	Max. 4 batteries connected
COMPLIANCE	
Shipping Classifications	UN3480, CLASS 9
MAINTENANCE	
Routine Charging	Charge and discharge every 3 months
Storage Temperature	-5°C to 35°C (23F to 95F)



Features Bluetooth App
for IOS and Android!

Check Out This Product Online



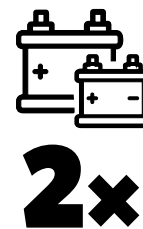
Longer Life Cycle

Up to 20 times more cycle life and five times the float /calendar life than lead acid batteries, minimizing replacement cost and reducing total cost of ownership.



Light Weight

About 40% of the weight of a comparable lead acid battery. Footprints offer a 'drop in' replacement for lead acid batteries.

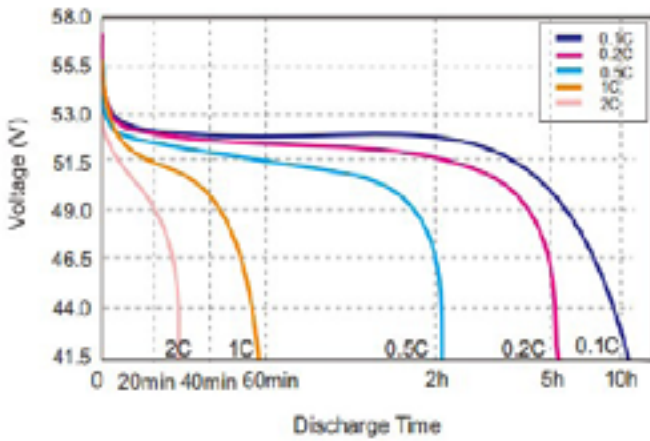


Higher Power

Delivers up to twice the power of lead acid battery at high discharge rates while maintaining high energy capacity.

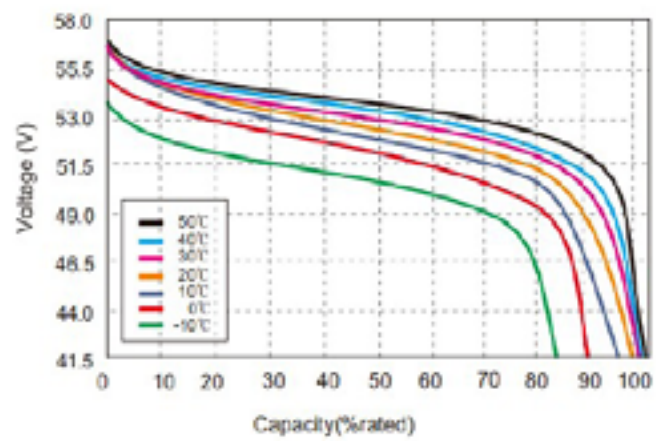
Different Rate Discharge Curve

Different Rate Discharge Curve @25°C



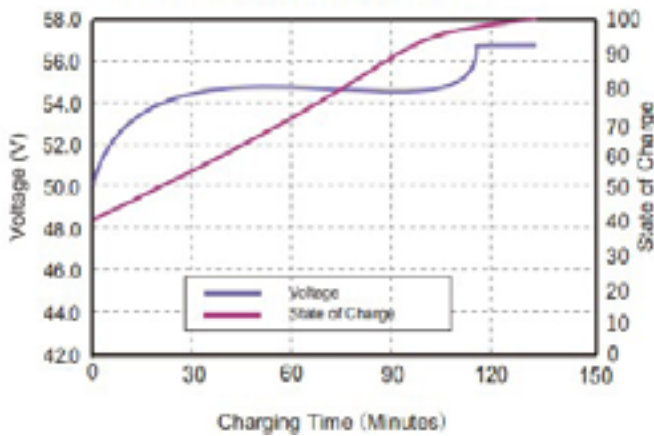
Different Temperature Discharge Curve

Different Temperature Discharge Curve @0.5C



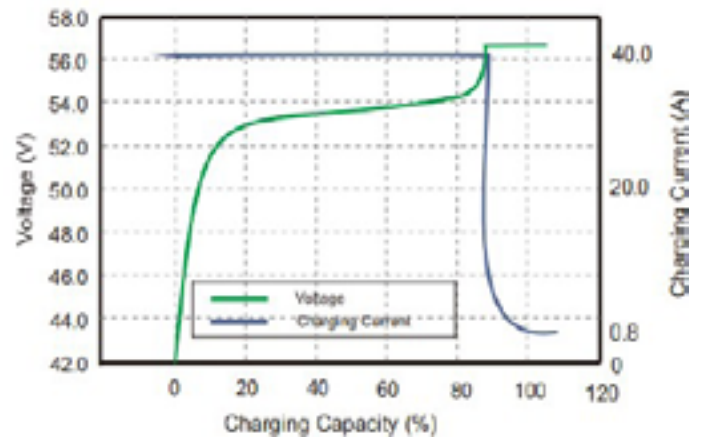
State of Charge Curve

State of Charge Curve @0.5C 25°C



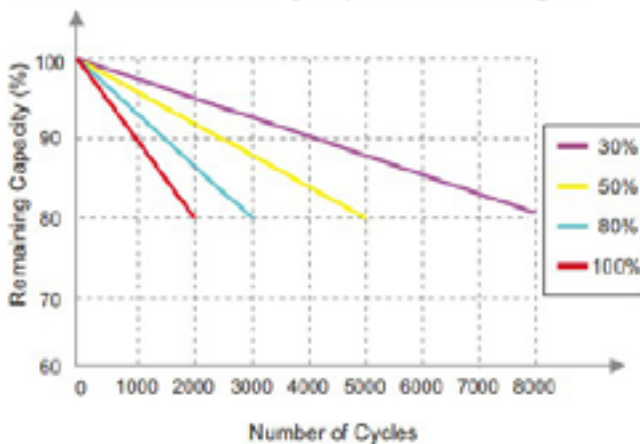
Charging Characteristics

Charging Characteristics @0.5C 25°C



Cycle Life Curve

Different DOD Discharge Cycle Life Curve @1C



Self Discharge Characteristics Curve

Different Temperature Self Discharge Curve

