

SEALED LEAD ACID AGM Battery

VTA6 -12

VALIANT Small SLA VTA series Sealed free maintenance lead acid batteries are designed with AGM technology, high performance pure lead plates and sulfuric acid electrolyte to gain extra power output for common power backup system applications widely used in the fields of UPS, Security and Emergency lighting system. They are sealed and free maintenance whole life, valve regulated type standby AGM battery, also named by **VRLA battery, SLA battery, and SMF battery.**

6V
Voltage12Ah
CapacityAGM
TechnologyVRLA
Battery

GENERAL FEATURES

- Non-spillable construction design
- Long life span 5-8 years in floating condition
- High quality AGM separator: extend cycle life and prevents micro short circuit
- 99.99% pure lead plates ensure high quality and high reliability.
- Flame-resistance ABS material: increases the strength of battery container.

APPLICATIONS

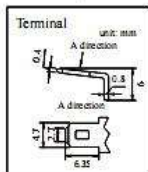
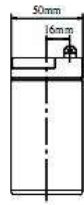
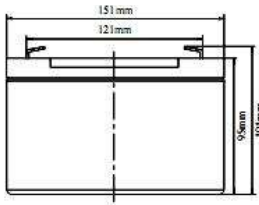
- UPS
- Emergency Lighting
- Electric Scooter
- Mobility

COMPLIED STANDARDS



DIMENSIONS & WEIGHT

Length(mm/inch)	151/5.95
Width(mm/inch)	50/1.97
Height(mm/inch)	95/3.74
Total Height(mm/inch)	101/3.98
Weight(kg/lbs)(±3%)	1.75 / 3.86



TECHNICAL SPECIFICATIONS

Nominal Voltage		6V(3 cells per unit)
Design Floating Life @25°C		5 Years
Nominal Capacity @25°C (20 hour rate@0.60A, 5.4V)		12Ah
Capacity @25°C	10hour rate (1.14A, 5.4V)	11.4Ah
	5 hour rate (2.14A, 5.25V)	10.7Ah
	1 hour rate (7.92A, 4.8V)	7.92Ah
Internal Resistance	Full Charged Battery@25°C	≤12.0mΩ
Ambient Temperature	Discharge	-15°C~45°C
	Charge	-15°C~45°C
	Storage	-15°C~45°C
Max.Discharge Current@25°C		72A (5s)
Capacity affected by Temperature (10 hour)	40°C	105%
	25°C	100%
	0°C	85%
	-15°C	65%
Self-Discharge@25°C per Month		3%
Charge (Constant Voltage) @25°C	Standby Use	Initial Charging Current Less than 3.6A Voltage 6.8-6.9V
	Cycle Use	Initial Charging Current Less than 3.6A Voltage 7.2-7.5V

BATTERY DISCHARGE TABEL

Discharge Constant Current per Cell (Amperes at 25°C)

F.V/Time	15min	30min	45min	1h	2h	3h	5h	8h	10h	20h
1.60V	19.86	13.20	9.24	7.92	4.95	3.39	2.26	1.52	1.26	0.66
1.65V	19.50	12.96	9.07	7.78	4.86	3.33	2.22	1.49	1.23	0.65
1.70V	19.14	12.72	8.90	7.63	4.77	3.27	2.18	1.46	1.21	0.64
1.75V	18.78	12.48	8.74	7.49	4.68	3.21	2.14	1.44	1.19	0.62
1.80V	18.06	12.00	8.40	7.20	4.50	3.08	2.06	1.38	1.14	0.60

Discharge Constant Power per Cell (Watts at 25°C)

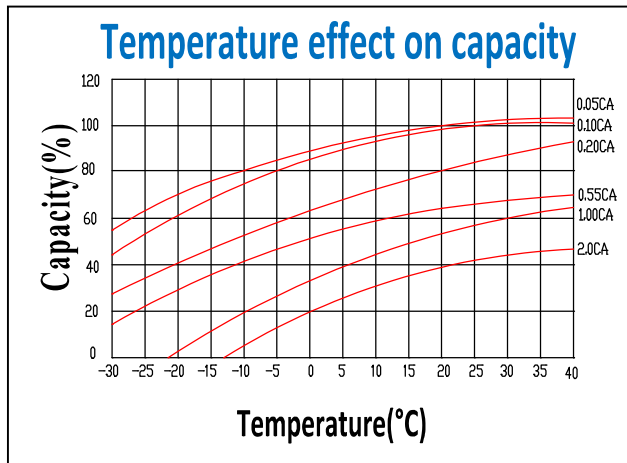
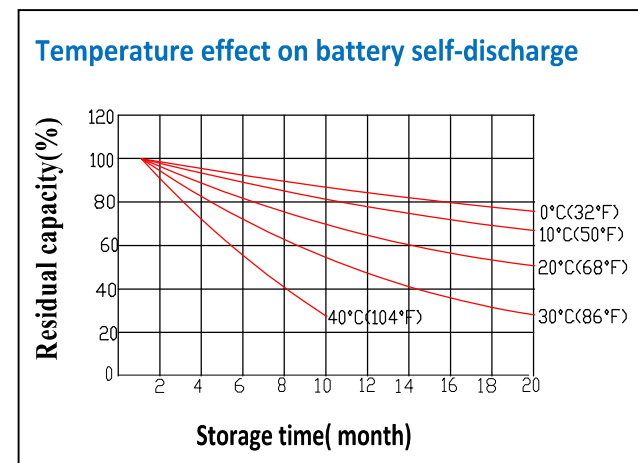
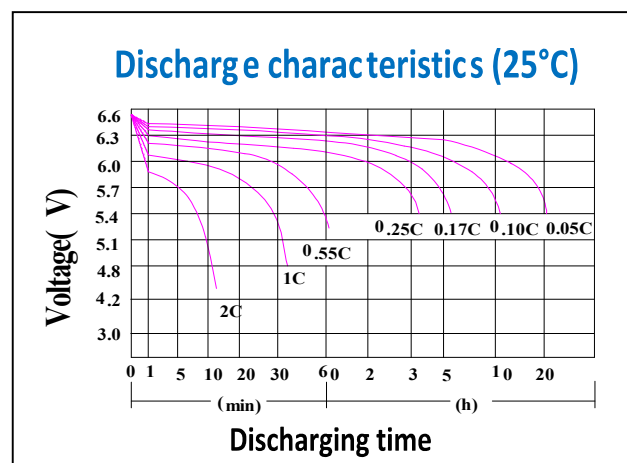
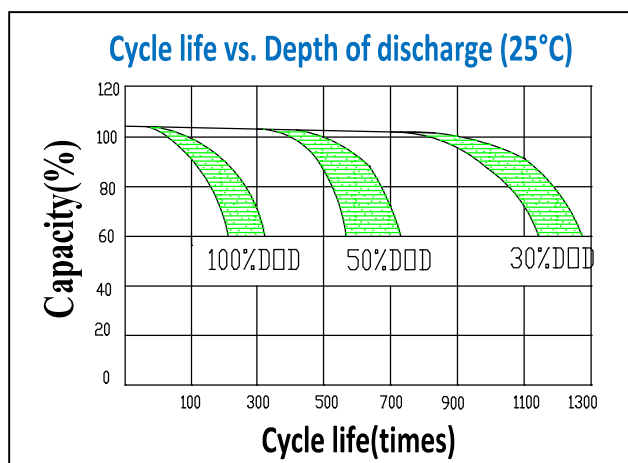
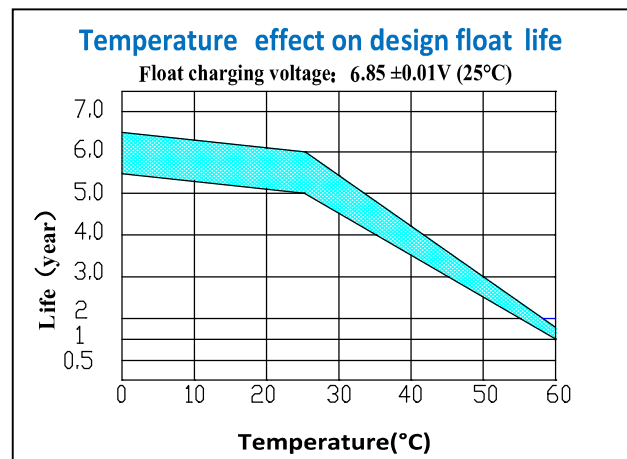
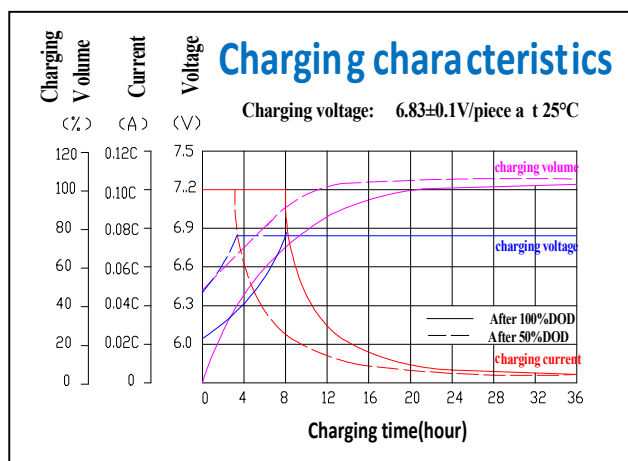
F.V/Time	15min	30min	45min	1h	2h	3h	5h	8h	10h	20h
1.60V	38.24	25.41	17.79	15.25	9.53	6.53	4.35	2.93	2.42	1.27
1.65V	37.54	24.95	17.46	14.97	9.36	6.41	4.27	2.87	2.37	1.25
1.70V	36.85	24.49	17.14	14.69	9.18	6.29	4.20	2.82	2.33	1.22
1.75V	36.15	24.02	16.82	14.41	9.01	6.17	4.12	2.77	2.29	1.20
1.80V	34.76	23.10	16.17	13.86	8.66	5.94	3.96	2.66	2.20	1.16

Note: The above data is based on average values and can typically be achieved within 3 charge/discharge cycles. Battery designs and specifications are subject to change without notice. Contact **Valiant** for the latest information.

SEALED LEAD ACID AGM Battery

VTA6-12

PERFORMANCE CHARACTERISTICS



BATTERY CONSTRUCTION

Component	Positive plate	Negative plate	Container & Cover	Safety valve	Terminal	Separator	Electrolyte	Pillar seal
Features	Thick high Sn low Ca grid with special paste	Balanced Pb-Ca grid for improved recombination efficiency	ABS (UL94-V0)	Flame Si-Rubber and aging resistance	F1/F2	Advanced AGM separator for high pressure cell design	Dilute high purity sulfuric acid	Two layers epoxy resin seal