

High Temperature Deep Cycle GEL Battery

VTG6-420

The Valiant VTG series deep cycle Gel battery uses an advanced nano gel electrolyte with Super-C additive and heavy-duty plate design to provide longer service life in deep cycle applications. The VTG series provides optimum and reliable service under extreme temperatures and frequent power failures making it highly suited for outdoor applications such as off-grid solar systems, RV, and telecom/UPS systems.

6V Voltage	420Ah Capacity	Gel Technology	Deep Cycle
----------------------	--------------------------	--------------------------	----------------------



COMPLIED STANDARDS

IEC 60896-21/22 JIS C8704
 IEC61427 BS6290 part4
 GB/T 19638 CE/ISO

GENERAL FEATURES

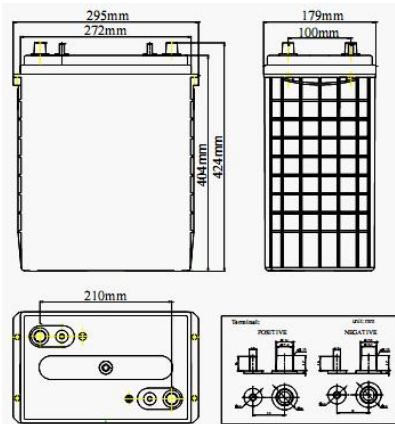
- Operating range of -40 to +60C
- Deep discharge recovery, 1600 cycles @ 50%DOD
- 2-3 year full warranty in most applications
- Longer life and greater stability in extreme temperatures

APPLICATIONS

- Off-grid solar systems
- RV
- UPS /Telecom
- Floor scrubber
- Wheel chair, Golf cart

DIMENSIONS & WEIGHT

Length (mm)/inches 295±1/11.61
 Width (mm)/inches 178±1/7.01
 Height(mm)/inches 404±1/15.9
 TotalHeight(mm)/inches 424±1/16.7
 Weight(kg)/lbs 57±3%/125.66



TECHNICAL SPECIFICATIONS

Nominal Voltage		6V (3 cells per unit)
Design Floating Life @25°C		20 Years
Nominal Capacity @25°C (20 hour rate@21.0A, 5.4V)		420Ah
Capacity @25°C	10 hour rate (37.8A, 5.4V)	378Ah
	5 hour rate (66.8A, 5.25V)	334Ah
	1 hour rate (233.3A, 4.8V)	233.3Ah
Internal Resistance	Full Charged Battery@25 °C	≤1.5mΩ
Ambient Temperature	Discharge	-25°C~60°C
	Charge	-25°C~60°C
	Storage	-25°C~60°C
Max.Discharge Current@25°C		1260A(5s)
Capacity affected by Temperature (10 hour)	40°C	108%
	25°C	100%
	0°C	90%
	-15°C	70%
Self-Discharge@25°C per Month		3%
Charge (Constant Voltage) @25°C	Standby Use	Initial Charging Current Less than 84A Voltage 6.8-6.9V
	Cycle Use	Initial Charging Current Less than 84A Voltage 7.2-7.45V

BATTERY DISCHARGE TABEL

Discharge Constant Current per Cell (Amperes at 25°C)

F.V/Time	15min	30min	45min	1h	2h	3h	5h	8h	10h	20h	100h
1.60V	540.5	344.2	254.1	233.3	148.1	104.0	70.7	46.7	41.6	22.6	5.03
1.65V	530.7	337.9	249.5	229.1	145.4	102.1	69.4	45.8	40.8	22.2	4.94
1.70V	520.9	331.7	244.9	224.8	142.7	100.2	68.1	45.0	40.1	21.8	4.85
1.75V	511.1	325.4	240.2	220.6	140.0	98.3	66.8	44.1	39.3	21.4	4.76
1.80V	491.4	312.9	231.0	212.1	134.6	94.5	64.3	42.4	37.8	21.0	4.66

Discharge Constant Power per Cell (Watts at 25°C)

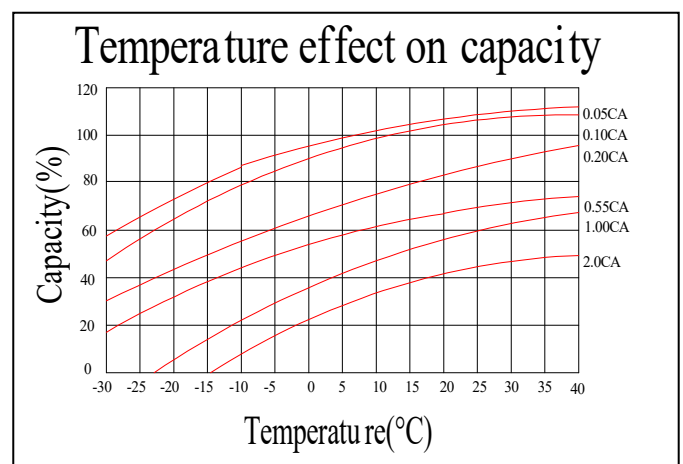
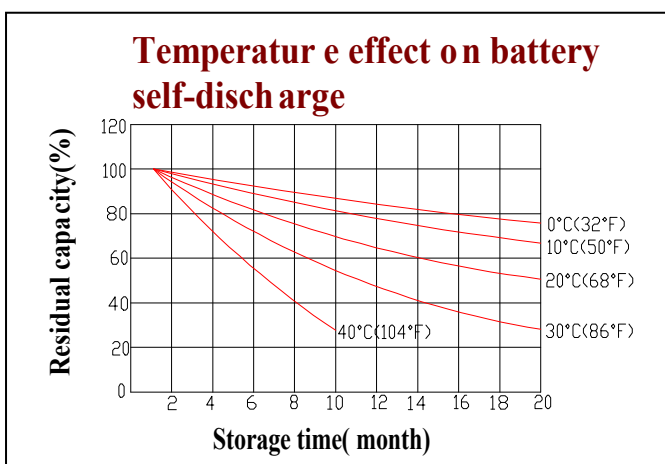
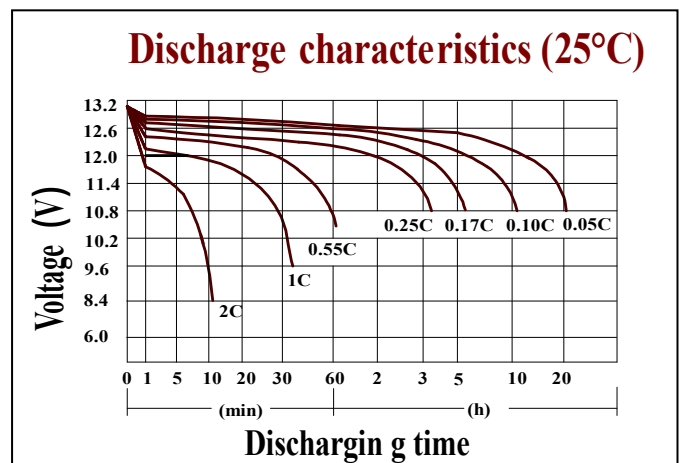
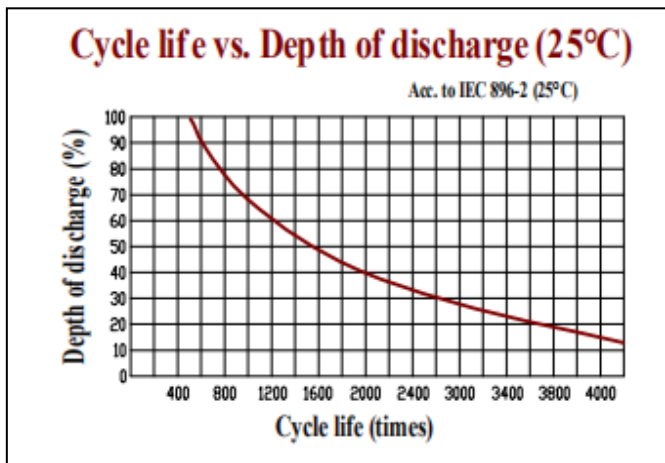
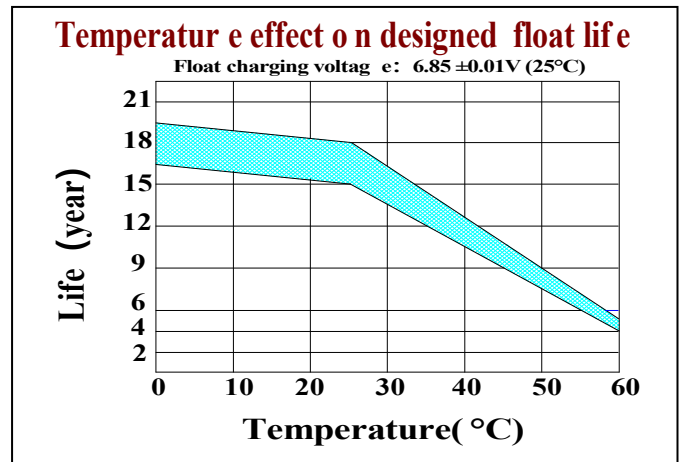
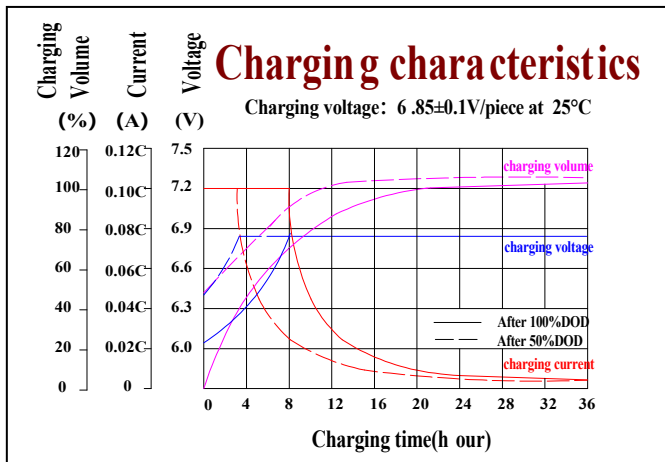
F.V/Time	15min	30min	45min	1h	2h	3h	5h	8h	10h	20h	100h
1.60V	1040.5	662.6	489.1	449.1	285.0	200.1	136.1	89.8	80.0	43.7	9.69
1.65V	1021.6	650.5	480.2	441.0	279.9	196.5	133.6	88.2	78.6	42.9	9.51
1.70V	1002.7	638.5	471.4	432.8	274.7	192.8	131.1	86.6	77.1	42.0	9.33
1.75V	983.8	626.4	462.5	424.6	269.5	189.2	128.6	84.9	75.7	41.2	9.15
1.80V	945.9	602.3	444.7	408.3	259.1	181.9	123.7	81.7	72.8	40.4	8.97

The above data is based on average values and can typically be achieved within 3 charge/discharge cycles. Battery designs and specifications are subject to change without notice. Contact Valiant for the latest information.

High Temperature Deep Cycle GEL Battery

VTG6-420

PERFORMANCE CHARACTERISTICS



BATTERY CONSTRUCTION

Component	Positive plate	Negative plate	Container & Cover	Safety valve	Terminal	Separator	Electrolyte	Pillar seal
Features	Thick high Sn low Ca grid with special paste	Balanced Pb-Ca grid for improved recombination efficiency	Fire resistant ABS (UL94-V0 optional)	Flame Si-Rubber and aging resistance	Female Copper Insert M8	Advanced PVC /AGM separator for high pressure cell design	Silicon Gel	Two layers epoxy resin seal